



**RP- Sanjiv Goenka
Group**
Growing Legacies



SEC:AM:29446

16 April, 2016

Manager (Listing)
National Stock Exchange of India Limited
Exchange Plaza, 5th Floor
Plot No. C/1, G-Block
Bandra-Kurla Complex
Bandra (East)
Mumbai – 400 051

Dear Sir,

**Shareholding Pattern under Regulation 31 of SEBI
(listing Obligations and Disclosure Requirements)
Regulations, 2015**

In terms of Securities and Exchange Board of India (Listing Obligations and Disclosures Requirements) Regulations, 2015, we send herewith the shareholding pattern of the Company for the quarter ended 31 March, 2016 in the prescribed format.

Yours faithfully,


General Manager (Secretarial & Estates)

Encl:

Shareholding Pattern under Regulation 31 of SEBI (Listing Obligations and Disclosure Requirements) Regulations, 2015

1	Name of Listed Entity: CESC Limited		
2	Scrp Code/Name of Scrip/Class of Security: CESC		
3	Share Holding Pattern Filed under Regulation 31(1)(b) for Quarter ending 31 March 2016		
4	Declaration:		
	Particulars		
	1 Whether the Listed Entity has issued any partly paid up shares?		No
	2 Whether the Listed Entity has issued any Convertible Securities or Warrants?		No
	3 Whether the Listed Entity has any shares against which depository receipts are issued?	Yes	
	4 Whether the Listed Entity has any shares in locked-in?		No
	5 Whether any shares held by promoters are pledge or otherwise encumbered?		No

(Handwritten Signature)



CESC Limited

Table I - Summary Statement holding of specified securities


Category	Category of shareholder	Number of sharehold ers	No. of fully paid up equity shares held	No. of Partly paid-up equity shares held	No. of shares underlying Depository Receipts	Total nos. shares held (IV)+(V)+ (VI)	Shareholding as a % of total (calculate d as per SCRR, 1957)	Number of Voting Rights held in each class of securities			No. of Shares Underlying convertible securities (including Warrants)	Shareholding , as a % assuming full conversion of convertible securities (as a percentage of diluted share capital)	Number of Locked in shares	Number of Shares pledged or otherwise encumbered	Number of equity shares held in dematerialise d form
								No of Voting Rights	Class eg: X	Class eg: Y Total					
(I)	(II)	(III)	(IV)	(V)	(VI)	(VII) = (IV)+(V)+ (VI)	(VIII)As a % of (A+B+C)	(IX)	(X)	(XI) = (VII)+(X) As a % of (A+B+C2)	(XII)	(XIII)	(XIV)		
(A)	Promoter & Promoter Group	12	66172309	0	0	66172309	49.92	0	0	49.92	0	0.00	0.00	0.00	66172309
(B)	Public	42174	66347474	0	0	66347474	50.05	0	0	50.05	0	0.00	NA	NA	61791034
(C)	Non Promoter - Non Public														
(C1)	Shares Underlying DRs	1	37260	0	0	37260	0.03	0	0	0.03	0	0.00	NA	NA	37260
(C2)	Shares Held By Employee Trust	0	0	0	0	0	0.00	0	0	0.00	0	0.00	NA	NA	0
	Total	42187	132557043	0	0	132557043	100.00	0	0	100.00	0	0.00	0.00	0.00	128000603



CESC Limited

Table II - Statement showing shareholding pattern of the Promoter and Promoter Group

1	Category & Name of the shareholders	PAN	Nos. of shares held	No. of fully paid up equity shares held	Partly paid-up equity shares held	No. of Depository shares held	Total nos. shares held (IV)+(V)+(VI)	Shareholding as per SCRR, 1957 As a % of (A+B+C)	Number of Voting Rights held in each class of securities			Total as a % of (A+B+C)	No. of Outstanding convertible securities (including Warrants)	Shareholding as a % assuming full conversion of convertible securities (as a percentage of diluted share capital)	(XII) = (VII)+(X) As a % of (A+B+C)	Number of Locked in shares	As a % of total Shares held (b)	Number of Shares pledged or otherwise encumbered	As a % of total Shares held (b)	Number of dematerialised equity shares held in
									Class eg: X	Class eg: Y	Total									
(i)	(ii)	(iii)	(iv)	(v)	(vi)	(vii) = (iv)+(v)+(vi)	(viii) As a % of (A+B+C)	(ix)	(x)	(xi) = (viii)+(xi) As a % of (A+B+C)	(xii)	(xiii)	(xiv)							
1	Indian Individuals / Hindu Undivided Family		3	284222	0	0	284222	0.21	284222	0	284222	0.21	0	0.2145	0	0.00	0	0.00	284222	
(a)	Savitri Goenka	AEPFG4689G	1	258498	0	0	258498	0.20	258498	0	258498	0.20	0	0.1951	0	0.00	0	0.00	258498	
	Preeti Goenka	AEPFG4690B	1	25223	0	0	25223	0.02	25223	0	25223	0.02	0	0.0190	0	0.00	0	0.00	25223	
	Avarna Goenka	AHPFG0255P	1	501	0	0	501	0.00	501	0	501	0.00	0	0.0004	0	0.00	0	0.00	501	
(b)	Central Government / State Government(s)		0	0	0	0	0	0.00	0	0	0	0.00	0	0.0000	0	0.00	0	0.00	0	
(c)	Financial Institutions / Banks		0	0	0	0	0	0.00	0	0	0	0.00	0	0.0000	0	0.00	0	0.00	0	
(d)	Any Other (Specify)		9	65888087	0	0	65888087	49.71	65888087	0	65888087	49.71	0	49.71	0	0.00	0	0.00	65888087	
	Bodles Corporate		9	65888087	0	0	65888087	49.71	65888087	0	65888087	49.71	0	49.71	0	0.00	0	0.00	65888087	
	Rainbow Investments Limited	AAACR3915Q	1	58796632	0	0	58796632	44.36	58796632	0	58796632	44.36	0	44.36	0	0.00	0	0.00	58796632	
	Steel Holdings Limited	AAOC33332H	1	2493470	0	0	2493470	1.88	2493470	0	2493470	1.88	0	1.88	0	0.00	0	0.00	2493470	
	Goodluck Dealcom Private Limited	AADCGR8063F	1	1686198	0	0	1686198	1.27	1686198	0	1686198	1.27	0	1.27	0	0.00	0	0.00	1686198	
	Saregama India Limited	AAACT9815B	1	1259988	0	0	1259988	0.95	1259988	0	1259988	0.95	0	0.95	0	0.00	0	0.00	1259988	
	Integrated Coal Mining Limited	AAACIS584L	1	1075364	0	0	1075364	0.81	1075364	0	1075364	0.81	0	0.81	0	0.00	0	0.00	1075364	
	Kolkata Metro Networks Limited	AABCR2354Q	1	285000	0	0	285000	0.22	285000	0	285000	0.22	0	0.22	0	0.00	0	0.00	285000	
	Spencer And Company Limited	AAACS4451J	1	250000	0	0	250000	0.19	250000	0	250000	0.19	0	0.19	0	0.00	0	0.00	250000	
	Dorex Merchandise Private Limited	AAACD9470A	1	41335	0	0	41335	0.03	41335	0	41335	0.03	0	0.03	0	0.00	0	0.00	41335	
	Zensar Technologies Limited	AAACF0742K	1	100	0	0	100	0.00	100	0	100	0.00	0	0.00	0	0.00	0	0.00	100	
	Sub Total (A)(1)		12	6617309	0	0	6617309	49.92	6617309	0	6617309	49.92	0	49.92	0	0.00	0	0.00	6617309	
2	Foreign																			
(a)	Individuals (Non-Resident Individuals / Foreign Individuals)		0	0	0	0	0	0.00	0	0	0	0.00	0	0.00	0	0.00	0	0.00	0	
(b)	Government		0	0	0	0	0	0.00	0	0	0	0.00	0	0.00	0	0.00	0	0.00	0	
(c)	Institutions		0	0	0	0	0	0.00	0	0	0	0.00	0	0.00	0	0.00	0	0.00	0	
(d)	Foreign Portfolio Investor		0	0	0	0	0	0.00	0	0	0	0.00	0	0.00	0	0.00	0	0.00	0	
(e)	Any Other (Specify)		0	0	0	0	0	0.00	0	0	0	0.00	0	0.00	0	0.00	0	0.00	0	
	Sub Total (A)(2)		0	0	0	0	0	0.00	0	0	0	0.00	0	0.00	0	0.00	0	0.00	0	
	Total Shareholding Of Promoter And Promoter Group (A)+(2)+(A)(2)		12	6617309	0	0	6617309	49.92	6617309	0	6617309	49.92	0	49.92	0	0.00	0	0.00	6617309	




CESC Limited

Table III - Statement showing shareholding pattern of the Public shareholder

(a)	Category & Name of the Shareholders	PAN	Nos. of shareholders	No. of fully paid up equity shares held	Partly paid-up equity shares held	No. of Depository Receipts	Total nos. shares held (IV)+(V)+(VI)	Shareholding % as per SCRR, 1957 As a % of (A+B+C2)	Number of Voting Rights held in each class			No. of Outstanding (convertible securities (including convertible securities	Shareholding % assuming full conversion of convertible securities (XII)= (VII)+(X) As a % of (XIII)	Number of shares locked in	Number of Shares pledged or otherwise encumbered	Number of dematerialised shares held in form	
									No of Voting Rights	Total	Total as a % of (A+B+C)						
(i)	(ii)	(iii)	(iv)	(v)	(vi)	(vii)	(viii) = (iv)+(v)+(vi)	(viii) As a % of (A+B+C)	Class eq: X	Class eq: Y	Total	(ix)	(x)	(xi) = (viii)+(x) As a % of (xiii)	(xii)	(xiii)	(xiv)
1	Institutions																
(a)	Mutual Fund		70	22760677	0	0	22760677	17.17	0	0	0	22760677	17.17	0	0	0	22760677
	Hdfc Trusee Company Limited- Hdfc Equity Fund	AAATH18094		6247355	0	0	6247355	4.71	0	0	0	6247355	4.71	0	0	0	6247355
	Hdfc Trusee Company Limited- Hdfc Top 200 Fund	AAATH18094		4113250	0	0	4113250	3.10	0	0	0	4113250	3.10	0	0	0	4113250
	Sbi Magnum Tangain Scheme	AAAT56407Q		2000000	0	0	2000000	1.51	0	0	0	2000000	1.51	0	0	0	2000000
	Iccci Prudential Infrastructure Fund	AAAA10038F		1382810	0	0	1382810	1.04	0	0	0	1382810	1.04	0	0	0	1382810
(b)	Venture Capital Funds		0	0	0	0	0	0.00	0	0	0	0	0.00	0	0	0	0
(c)	Alternate Investment Funds		0	0	0	0	0	0.00	0	0	0	0	0.00	0	0	0	0
(d)	Foreign Venture Capital Investors		0	0	0	0	0	0.00	0	0	0	0	0.00	0	0	0	0
(e)	Foreign Portfolio Investor - National Westminster Bank Plc As Depository Of M And G Global Emerging Markets Fund A Sub Fund Of M And G Investment Funds 7	AAFCD8974K		29845686	0	0	29845686	22.52	0	0	0	29845686	22.52	0	0	0	29845686
	M/s International New Discovery Fund	AAATM2344I		2530578	0	0	2530578	1.91	0	0	0	2530578	1.91	0	0	0	2530578
(f)	Financial Institutions / Banks	AAAAM2707R	46	2425641	0	0	2425641	1.83	0	0	0	2425641	1.83	0	0	0	2425641
(g)	Insurance Companies		0	0	0	0	0	0.00	0	0	0	0	0.00	0	0	0	0
(h)	Provident Funds/ Pension Funds		0	0	0	0	0	0.00	0	0	0	0	0.00	0	0	0	0
(i)	Any Other (Specify)		0	0	0	0	0	0.00	0	0	0	0	0.00	0	0	0	0
	Foreign Bank		8	156781	0	0	156781	0.12	0	0	0	156781	0.12	0	0	0	156781
	Sub Total (B)(1)		279	55188785	0	0	55188785	41.63	0	0	0	55188785	41.63	0	0	0	55188785
2	Central Government/ State Government(s)/ President of India																
	Central Government/ State Government(s)		1	50	0	0	50	0.00	0	0	0	50	0.00	0	0	0	50
	Sub Total (B)(2)		1	50	0	0	50	0.00	0	0	0	50	0.00	0	0	0	50
3	Non-Institutions																
(a)	Individuals																
	i. Individual shareholders holding nominal share capital up to Rs. 2 Lakhs.		39325	4545491	0	0	4545491	3.43	0	0	0	4545491	3.43	0	0	0	3513030
	ii. Individual shareholders holding nominal share capital in excess of Rs. 2 Lakhs.		7	247816	0	0	247816	0.19	0	0	0	247816	0.19	0	0	0	247816
(b)	NBFCs registered with RBI		0	0	0	0	0	0.00	0	0	0	0	0.00	0	0	0	0
(c)	Employee Trusts		0	0	0	0	0	0.00	0	0	0	0	0.00	0	0	0	0

Signature



Details of the shareholders acting as persons in Concert including their Shareholding (No. and %):

Name of the Shareholder	No. of shares held	%age of shareholding
ICICI Prudential Mutual Fund		
M & G Global Emerging Markets	5324540	4.01
M & G Asian Fund	2178968	1.64
Florida Fund	1320823	1.00
Fidelity Strategic Advisors IN	715072	0.54
Vanguard GBL Emerging SEL Fund	192686	0.15
Eastspring INV India Infrastructure Equity Open Ltd	448588	0.34
India Equity Portfolio - Fund 225	290383	0.22
ICICI Prudential Infrastructure Fund	1382810	1.04
ICICI Prudential Balanced Fund	1155949	0.87
ICICI Prudential Dynamic Plan	852507	0.64
ICICI Prudential Multicap Fund	650537	0.49
ICICI Prudential Business Cycle Fund Series 1	214533	0.16
ICICI Prudential India Recovery Fund - Series 1	173270	0.13
ICICI Prudential Business Cycle Fund Series 2	134137	0.10
ICICI Prudential India Recovery Fund - Series 3	124651	0.09
ICICI Prudential Child care Plan-Gift Plan	89393	0.07
ICICI Prudential Equity Income Fund	70918	0.05
ICICI Prudential Equity - Arbitrage Fund	68000	0.05
ICICI Prudential Value Fund - Series 8	63857	0.05
ICICI Prudential Growth Fund - Series 8	47285	0.04
ICICI Prudential Top 100 Fund	40339	0.03
ICICI Prudential Business Cycle Fund Series 3	17433	0.01
	15556679	11.73
HDFC TRUSTEE COMPANY LIMITED		
HDFC TRUSTEE COMPANY LIMITED - HDFC INFRASTRUCTURE	354416	0.27
HDFC TRUSTEE COMPANY LIMITED - HDFC PRUDENCE	690000	0.52
HDFC TRUSTEE COMPANY LIMITED - HDFC TOP 200 FUND	4113250	3.10
HDFC TRUSTEE COMPANY LIMITED-HDFC EQUITY FUND	6247355	4.71
HDFC TRUSTEE COMPANY LTD A/C HDFC ARBITRAGE	64000	0.05
HDFC TRUSTEE COMPANY LTD - HDFC CORE AND SATE	340000	0.26
HDFC TRUSTEE COMPANY LTD- HDFC EQUITY SAVING	100000	0.08
	11909021	8.98

Signature



CESC Limited

Table IV - Statement showing shareholding pattern of the Non Promoter- Non Public shareholder

Category & Name of the shareholders	PAN	Nos. of shares held	No. of fully paid up equity shares held	Partly paid-up equity shares held	No. of shares underlying Depository Receipts	Total nos. shares held (V)+(V)+(VI)	Shareholding calculated as per SCRR, 1957 As a % of (A+B+C)	Number of Voting Rights held in each class of securities			Total as a % of (A+B+C)	No. of Underlying Shares convertible securities (including securities)	Shareholding % assuming full conversion of convertible securities (XI)=(VII)+(X) As a % of (A+B+C)	Number of Locked in shares		Number of Shares pledged or otherwise encumbered	As a % of total Shares held (b)		Number of equity shares held in dematerialised form
								Class eg: X	Class eg: Y	Total				No. (a)	As a % of total Shares held (b)		No. (a)	As a % of total Shares held (b)	
1 Custodian/DR Holder	(i)	(ii)	(iii)	(iv)	(v)	(vi)	(vii) = (v)+(v)+(vi) (A+B+C)	37260	0	37260	0.0281	(ix)	(x)	(xi) = (vii)+(x) As a % of (A+B+C)	(xii)	0.0000	NA	NA	37260
Employee Benefit Trust (under SEBI (Share Based Employee Benefit) Regulations, 2014)			0	0	0	0	0.0000	0	0	0	0.0000	0	0.0000	0	0.0000	NA	NA	0	
Total Non-Promoter- Non Public Shareholding (C) = (C)+(1)+(C)(2)			1	37260	0	0	37260	0.0281	37260	0	37260	0.0281	0	0.0281	0	0.0000	NA	NA	37260

Note:

(1) PAN would not be displayed on website of Stock Exchange(s).

(2) The above format needs to disclose name of all holders holding more than 1% of total number of shares

(3) W.r.t. the information pertaining to Depository Receipts, the same may be disclosed in the respective columns to the extent information available

